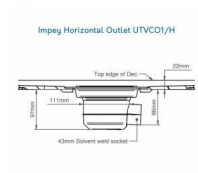
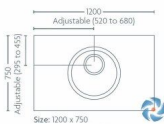


Impey Level Dec Easy Fit Wet Room Tray Floor Former - Vinyl Flooring 1200 x 750mm



Impey Level Dec Easy Fit - For Vinyl Flooring



Rating: Not Rated Yet

Price

Base price with tax £409.74

Sales price £307.31

Discount £-102.44


Tax amount £51.22

[Ask a question about this product](#)

Manufacturer [Impey Wetrooms](#)

Description

Found this Impey Product Online for Less?
Then we will match the price!
Call us on 0800 280 8008 to request your price match today.



*Terms & conditions apply. Click for details.

SPECIFICATION

- 1200 x 750 x 22mm
- ROTATING DRAIN FOR AVOIDANCE OF JOISTS
- UNDER-SUPPORT NOT REQUIRED
- COMPLETE WITH DRAIN FOR VINYL FLOORING
- SUPPORTS OVER 300KG
- CAN BE TRIMMED - SEE GUIDE

- LIFETIME GUARANTEE*

SUITABLE FOR

- WOOD OR CONCRETE SUBFLOOR
- VINYL FLOOR FINISH
- WET ROOMS
- LEVEL ACCESS
- RAISED ON PLATFORM
- USE WITH WHEELCHAIRS
- FITTING DIRECT ON JOISTS
- UNDERFLOOR HEATING

NOT SUITABLE FOR

- MICRO-CEMENT

The new Level-Dec EasyFit solves the potential installation problem of the drainage point being obstructed by joists within timber floors. A unique, patent protected drainage feature allows the installer to rotate the drain aperture to any position that will avoid the joist, or any other under floor obstruction. The Level-Dec EasyFit requires no underboarding and will support over 300kg (47 stone) when fitted directly to standard floor joists. It is the ideal solution for wheelchair showering and can be covered with vinyl flooring.

The new Impey Level-Dec EasyFit has a computer designed cellular structure, which is compression moulded from high glass content SMC to provide the strongest most rigid construction on the market. It requires no under boarding and will support over 300kg (47 stone) when fixed directly to standard floor joists.

The Level-Dec EasyFit is designed to provide the gradient required in the showering area for water drainage. What makes them so special is their extreme strength and rigidity, whilst only being 22mm thick at the outer rim. The low profile is specially engineered to be the same depth as standard floorboards. You simply remove the floorboards and fix the Level Dec to the floor joists.

The revolutionary rotating drain point allows the drain position to be rotated through 360° to any position to avoid joists. If you need to trim or cut the Level Dec to avoid an obstruction it can be cut with a universal hand saw and drilled to provide additional screw fixing holes.

All Impey Level Dec Easy Fit floor formers are **supplied as standard** with the UTVC01/H (Chrome cover) vinyl floor gully with a horizontal outlet – a high quality water trap featuring a 50mm water seal, flexible 43mm outlet. Other drain outlets are available.

The Impey Level Dec Easy Fit can be cut to size, see the following for full details: [Impey Level Dec Cutting & Drilling Guidelines \(PDF\)](#).

*All Impey Level-Dec EasyFit bases carry a lifetime guarantee if installed according to the manufacturers instructions.