




## Merlyn Ionic Wetroom Shower Screen Panel With Wall Brackets 700mm



Merlyn Ionic Showerwall Shower Screen



Rating: Not Rated Yet  
Price

Base price with tax £491.43

Sales price £344.00

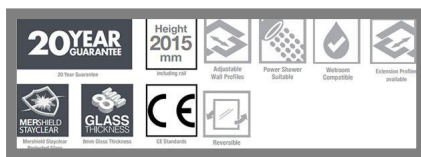
Discount £-147.43

Tax amount £57.33

[Ask a question about this product](#)

Manufacturer [Merlyn](#)

## Description



The **Merlyn Ionic** range of Wetroom Panels offer you the choice to mix and match many combinations of shapes and sizes to any space you require. At Ionic Merlyn, they understand that every wetroom space is different, which is why Merlyn have designed a modular system of wet room screens that can be combined to fit any area.

Ionic Showerwalls are stylish yet functional by design – the simplicity of a large glass panel creating an elegant walk in shower in your bathroom is not only very practical but the ease of walking into your shower with no doors to negotiate needs little explanation.

Frameless 8mm toughened safety glass this panel stands at an impressive 2000mm high and suitable for either a recess or a corner situation – its guaranteed to make a statement in any bathroom.

Merlyn wet room shower screens are highly versatile and can be installed in many configurations including, One panel in a corner, One panel in an alcove, Walk through (with the use of two optional floor to ceiling posts), and with two panels in a corner to create a walk in enclosure.

Apply to a low level tray such as our MStone range or to a tiled floor to achieve a wetroom look for that sophisticated chic feel. With MerShield Stayclear Protected glass as standard this door is “Easy clean”.

Merlyn treats products in the Ionic Collection with a special protective coating to ensure the glass maintains its sparkle. This comes as standard on Essence, Express, Wetroom Panels and most of their Bath Screen range.

## Features

- Width: 700mm# (Actual panel size 669mm)
- Height: 2000mm (2015mm Including Rail)
- 8mm toughened glass
- Includes polished chrome wall fixing profile
- Includes 1000mm polished chrome bracing bar
- Easy clean MerShield Stayclear protected glass
- 20 year Guarantee
- Suitable for recess or corner situation
- Suitable for shower tray application
- Reversible
- Easy Access
- Wetroom compatible

- Power shower approved
- A wide range of sizes: 300mm, 400mm, 500mm, 600mm, 700mm, 800mm, 900mm, 1000mm, 1100mm, 1200mm, 1400mm & 1600mm
- Adjustment for secure and easy fixing (see below for further details)
- Optional floor to ceiling post available (Max height 3m) - Cannot be used in conjunction with optional return panel.
- Optional 180° hinged return panel available - 200mm, 300mm or 400mm
- Optional fixed return panel available - 300mm

• CE Approved - Toughened 8mm thick glass  
• European safety glass approved - EN14428 & EN12150

## Item Specifics:

Screen Size: 700mm# (Actual panel size 669mm)

Adjustments: 675-690mm

#Sizes shown are nominal. All panels are undersized by 31mm to allow for tiling when fitting to shower trays.

## Adjustments – What are they and why they help installations

Merlyn wet room screens allow adjustment for easy, secure fixing.

Each Merlyn product allows a generous amount of movement at each profile. The profile is the piece that fixes to the wall and as these profiles have “adjustments” shower screen can be securely fixed into position even when walls are not precisely straight or if the thickness of your choice of tiles affects the installation space for your Merlyn screen.

## Meresheid Stayclear

Mersheid Stayclear acts as a protective coating which when applied to glass, helps the glass to remain shiny and new without the need for tiresome cleaning.

When cleaned correctly it helps prevent the build up of limescale and soap deposits making the shower glass “Easy to Clean”.

How it Works:

Mersheid Stayclear coating creates a smooth layer over the surface of natural glass, lowering surface friction, making it easier for water, soap and lime deposits to run off the glass.

## Screen Options

Create your perfect showering environment with the Merlyn Ionic shower screen options:

**Floor to ceiling post** - this 3m floor to ceiling post can easily be trimmed to the desired size. Use the post to stabilise the screen at the open end, creating a full height look. Use two floor to ceiling posts to create a 'walk through' shower area, perfect for use in the middle of a wall.

**Return Panels** - Available in a hinged 180° swivel panel (200mm, 300mm or 400mm) and a fixed return panel (300mm). Designed to help reduce the escape of water in open ended shower screen configurations. A hinged return panel can also be used to reduce the open gap by returning it to the 90° position once you have entered the shower. This is an ideal solution where the available space for an enclosure is on the smaller side.

**Side Panel** - By adding an optional side panel (300mm - 900mm) and T-Piece bracket you can create a full walk in enclosure. By also adding a corner profile you can create a corner enclosure.

**Angled Stabilising Bar** - for use to stabilise the screen against the fitting wall. Ideal for use when the gap from to far wall is greater than the 1000mm of the standard stabilising bar.

**Corner Profile** - used to connect two screens in a corner configuration.

