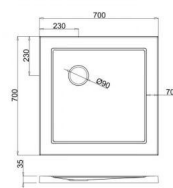


## Zamori Square Shower Tray 700 x 700 Anti-Bacterial



700 x 700 Shower Tray - White



Rating: Not Rated Yet

### Price

Base price with tax £90.00

Sales price £72.00

Discount £-18.00

Tax amount £12.00

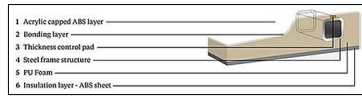
[Ask a question about this product](#)

Manufacturer [Zamori Shower Trays](#)

### Description

A acrylic shower tray with built in fall to drain (not supplied). Available finishes: White or White Non Slip.

Zamori trays are acrylic framed with our patented steel frame formed to be the exact shape of the tray, to ensure rigidity for a lifetime of use. The trays are flat on the under-surface; this makes installation and levelling very easy.

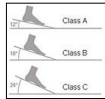


### At a Glance:

- 700 x 700 x 35mm
- 90mm waste diameter
- Underside of tray pre-marked for fitting of feet (if required)
- Resists Chipping
- Lightweight but extremely strong
- Easy to fit
- anti-bacterial as standard
- Fit in one of three ways (in floor, on floor, raised)
- 10 years guarantee (domestic use, 1 year non domestic)

### Anti Slip Surface (optional):

Zamori anti-slip is simply the finest available. Our anti-slip trays comply with DIN51097 class C - the highest anti-slip rating. Zamori are the only manufacturer to thermo bond the Swiss Grip Antislip onto the tray with a curing process - to ensure better performance for a cleaner & longer lasting surface.



### Flexible Installation:

There are a three ways you can install your shower tray:

#### On Floor:



The super thin Zamori trays are only 35mm high which gives a modern, minimalist appearance to even the simplest and most cost effective installation method.

**Sunken In Floor:**



The low 35mm height allows the tray to be sunk into the floor so that the upper surface is level with the floor. The framed rim still allows good water retention to avoid water seepage, especially when combined with the self cleaning Vortex high flow shower waste ( which clears up to 30 litres of water per minute).

**Raised:**



Zamori offers **optional** adjustable legs and panel sets for raising the tray 100mm above the floor. This allows for easy access to any plumbing, and is often the preferred option when retro fitting a new tray into an existing location. The packs include removable acrylic side panels to match the shower tray. These are held in place by magnetic clips to make maintenance easy.